

# Abstract

COLOR DISPLACEMENT is a workshop with use of discarded paper conducted by the author with children and adults. The process requires the reutilization of graphic ink of old magazines to transform white paper into colored surfaces by the technique of positive/negative. This technique is very appropriate to use with children to encourage them to be inventive and make a lot of figures through many creative compositions. Students work with them by using alternating or repetitive combinations. To accomplish this work, we mention the artwork of Vik Muniz who also serves himself and society by transforming discarded material into art.

## BOMBRIL / COLOR DISPLACEMENT - A BRIEF EXPERIENCE REPORT

**AUTHOR: ROSE MARY AGUIAR BORGES \***  
**SEE - NOVA FRIBURGO - RJ**

DOI: 10.24981/2414-3332-2.2015.2.10

IMAG #2. InSEA Publications (2015). DOI: 10.24981/2414-3332-2.2015

It started with someone showing another person and then another and so many people here in town came to know the famous "Technique of Bombril" (BOMBRIL is the name of a steel wool mark). Time passed, and virtually all schools in the city, learned and expanded upon the technique. I mainly work in a school of Primary Education Teacher Training (EF) where we practice this "technique" at the end of every year, as we prepare Christmas cards. In 2010, I presented the "technique" in Budapest, at the InSEA Congress. In order to present the "Technique of Bombril" a theoretical foundation was needed to endorse and confer a more academic air to the proposed work. First the dealer's name would have to be an attractive name to call attention; I called it "Color Displacement". That is what we did in fact: reuse the graphic ink magazines to blank paper, transferring color by scraping the revised sheet with steel wool to blank paper. I started searching in books and looking for some examples of the use of materials that usually would go to waste, such as old magazines (chosen material for the technique). For this work, we can mention the artwork of artist Vik Muniz as a starting point, the artist also uses the material discarded by society, transforming them into art. Through the experience we enhance creative expression, such as how to work with positive / negative. The process is very much related with Ernst Fischer idea of the movement and transformation. (Fischer, 1971). This movement and transformation can be obtained through this composition technique with alternating or repeated forms. The following photographs illustrate the lessons with children in Primary Education and High School, as well as the workshop held in Budapest with teachers, local university students, InSEA participants and finally in a workshop held in an art education congress in Brazil (CONFAEB).























Rose Mary Aguiar Borges  
Nova Friburgo-Rio de Janeiro  
BRASIL

## Material for the workshop



Paper



Paper and Scissors



paper, scissors and sheets of old magazines





paper, scissors, sheets of old magazines  
and piece of steel wool .

We propose a workshop with  
use of discarded paper.



This work insists in the reutilization  
of graphic ink of old magazines to  
transform white paper in colored  
ones by the technique of  
positive/negative.



Positive space



Negative space

When the form is filled out as occupying  
a space, call positive form





Negative space

Positive space

When the form is filled out as an empty space surrounded by space occupied, the call in a negative way.



work done with scrap

For the accomplishment of this work, we mention the artwork of the artist VIK MUNIZ who also serves himself of society discarded material and transforms it into art.



Work with paper



work done with the remains of computers



Ernest Fisher, at **Necessity of Art** , says: "the form is the manifestation of a state of balance reached in a determined moment, and the characteristics you magnetize to the content are the movement and the transformation".

This movement and transformation can be obtained through this technique of composition with alternate forms or repeated




Alternating  
positive / negative  
in the same form



Repeating the same negative form




## Photos of high school students doing this technique



## Photos of lower school students making this technique









## REFERENCES

Fisher, Ernst ( 1963),The Necessity of Art: A Marxist Approach.Penguin Books.

